

*Fayette County
Board of Education*

Treasurer's Report

July 2013

DATE - 8/20/13
TIME - 16:14:17
PROG - GNL.570
REPT - CASH


FAYETTE COUNTY
CASH AND INVESTMENTS

July 31, 2013

ACCOUNT NUMBER / TITLE	BALANCE
XX.XXXXX.XXXXX.001.XXX.XXXX.XXXX.XX CURRENT ASSETS	8,493,667.56
XX.XXXXX.XXXXX.001.XXX.XXXX.XXXX.XX CURRENT ASSETS	284,147.39
REPORT TOTAL	8,777,814.95

Cash distribution:

Fayette County National Bank	\$ 245,574.84	-	General checking account
United Bank	\$ 943,275.40	-	QZAB proceeds
Bank of Mt. Hope	\$ 490,862.51	-	QZAB proceeds
City National Bank	\$ 6,143.05	-	Lockbox for meal payments
WV Money Market Pool	\$ 6,807,811.76	-	State Investment Pool
Bank of the Ozarks	\$ 284,147.39	-	Energy Management funds
Total:	\$ 8,777,814.95		



Treasurer's Signature

8-20-13


Date

DATE - 9/03/13
TIME - 17:31:27
PROG - GNL.570
REPT - 5 FUND REVENUE

FAYETTE COUNTY
REVENUE REPORT AT FUND LEVEL

July 31, 2013

A C C O U N T T I T L E	RECEIVED CURRENT MONTH	RECEIVED YEAR TO DATE	CURRENT BUDGET	BALANCE TO BE RECEIVED
COUNTY	2,468,978.34	2,468,978.34	66,074,553.00	63,605,574.66-
CAPITAL PROJECTS	83,957.49	83,957.49	.00	83,957.49
SPECIAL REVENUE FUND	466,492.27	466,492.27	12,486,314.66	12,019,822.39-
REPORT TOTAL	3,019,428.10	3,019,428.10	78,560,867.66	75,541,439.56-




DATE - 8/20/13
 TIME - 16:14:30
 PROG - GNL.570
 REPT - 5 FUND LEVEL

FAYETTE COUNTY
 EXPENSE REPORT AT FUND LEVEL

July 31, 2013

A C C O U N T T I T L E	CURRENT MONTH EXPENSE	YEAR TO DATE EXPENSE	CURRENT BUDGET	ENUMBRANCE	REMAINING PAYROLL	BALANCE AFTER SALARY
COUNTY	592,058.14	592,058.14	69,674,553.00	3,842,601.46	39,600,775.41	25,639,117.99
CAPITAL PROJECTS	99,791.88	99,791.88	.00	300,248.39	.00	400,040.27
SPECIAL REVENUE FUND	276,231.58	276,231.58	12,486,314.66	1,590,356.87	6,230,730.87	4,388,995.34
REPORT TOTAL	968,081.60	968,081.60	82,160,867.66	5,733,206.72	45,831,506.28	29,628,073.06



**Fayette County Board of Education
Schools' Cash Balances
July 31, 2013**

School	Restricted	Unrestricted	Total
Ansted Elementary	8,357.57	8,170.55	16,528.12
Ansted Middle	23,745.79	17,963.64	41,709.43
Collins Middle	70,588.52	27,269.78	97,858.30
Divide Elementary	5,899.97	6,917.42	12,817.39
Fayette Institute of Technology	114,346.27	2,674.24	117,020.51
Fayetteville Elementary	18,784.89	8,568.17	27,353.06
Fayetteville High	65,670.36	276.34	65,946.70
Gatewood Elementary	5,379.65	9,782.77	15,162.42
Gauley Bridge Elementary	9,516.47	4,986.98	14,503.45
Meadow Bridge Elementary	2,765.82	14,413.26	17,179.08
Meadow Bridge High	41,686.97	148.64	41,835.61
Midland Trail High	47,273.04	9,287.12	56,560.16
Mount Hope Elementary	7,667.03	2,207.41	9,874.44
New River Elementary	19,790.61	49,642.88	69,433.49
Oak Hill High	64,315.19	5,298.31	69,613.50
Rosedale Elementary	5,450.30	4,104.31	9,554.61
Valley Elementary	18,164.40	5,816.72	23,981.12
Valley High	71,193.56	3,206.03	74,399.59
TOTALS	600,596.41	180,734.57	781,330.98